

Remus seating

Remus ergonomic seating

Remus chairs have taken into consideration two major design thoughts with working chairs; one is that chairs have different back and seat positions that give support at many different angles. The other is to promote movement while being supported that encourages inner core strength together with promoting blood circulation.

REM-EX50

£495.00

High specification executive seating range, ergonomically designed for support and a comfortable working position.

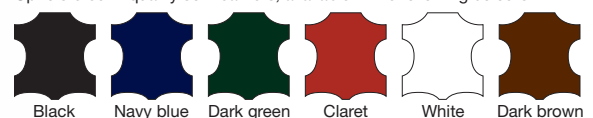
Free floating permanent contact back, for an 'active seating position'.

- Synchronised seat tilt and back angle
- Tilt tension control to adjust the tilting weight of the chair
- Height adjustable arms with soft PU pads
- Multifunction arm pads
- Sliding seat for improved seat depth for better support
- Height adjustable lumbar support
- In and out lumbar adjustment
- Gas height adjustment
- Sculptured cast aluminium chassis
- Lockable upright seating position
- Height adjustable head rest in leather



REM-EX50

Upholstered in quality soft leathers, available in the following colours



Black

Navy blue

Dark green

Claret

White

Dark brown

Superior mesh ergonomic seating

REM-MS11

£372.00

High specification executive seating range, ergonomically designed for support and a comfortable working position.

It's heavy duty synchronised action moves the back and seat in harmony with each other. Two position seat tilt improves ergonomic working position.

Free floating permanent contact back, for an 'active seating position'.

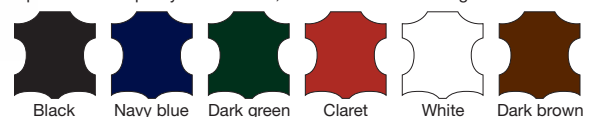
- Synchronised seat tilt and back angle
- Tilt tension control to adjust the tilting weight of the chair
- Height adjustable arms with soft PU pads
- Multi-function arm pads
- Sliding seat for improved seat depth for better support
- Height adjustable lumbar support
- In and out lumbar adjustment
- Gas height adjustment
- Sculptured cast aluminium chassis
- Lockable upright seating position
- Height adjustable head rest in leather
- Forward seat tilt
- Ultra slim contoured back design



REM-MS11



Upholstered in quality soft leathers, available in the following colours



Superior mesh ergonomic seating



REM-MS20

REM-MS20

£295.00

The REM-MS20 high back mesh task arm chair with head rest is available in quality heavy duty leathers. A balanced contoured back design, its heavy duty synchronised action moves the back and seat in harmony with each other, producing the ultimate sitting position.

Free floating permanent contact back, for an 'active seating position'.

Five point locking for a supported ergonomic working position.

- Synchronised seat tilt and back angle
- Tilt tension control to adjust the tilting weight of the chair
- Height adjustable arms with soft PU pads
- Sliding seat for improved seat depth for better support
- Height adjustable back to move lumbar support
- Gas height adjustment
- Beautifully cast aluminium heavy duty base
- Lockable upright seating position
- Height and angle adjustable headrest
- Finger tip control levers



The REM-MS21 high back mesh task arm chair is available in quality heavy duty leathers. A balanced contoured back design, its heavy duty synchronised action moves the back and seat in harmony with each other, producing the ultimate sitting position.

Permanent contact back for an active seating position.

Five point locking, for a supported ergonomic working position.

REM-MS21

£285.00



REM-MS21

Executive ergonomic seating



REM-EX70

REM-EX70

£249.00

The REM-EX70 high back executive arm chair is available in quality heavy duty leather. A balanced contoured back design, its heavy duty synchronised action moves the back and seat in harmony with each other, producing the ultimate sitting position.

Free floating permanent contact back, for an 'active seating position'.

Five point locking, for a supported ergonomic working position.

- Synchronised seat tilt and back angle
- Tilt tension control to adjust the tilting weight of the chair
- Height adjustable arms with soft PU pads
- Sliding seat for improved seat depth for better support
- Height adjustable back to move lumbar support
- Gas height adjustment
- Beautifully cast aluminium heavy duty base
- Lockable upright seating position
- Spine design back support



REM-BD73C

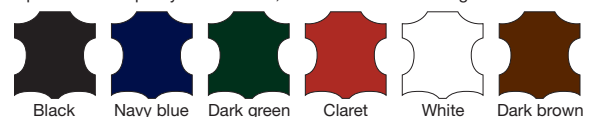
£220.00

The REM-BD73C complements its executive chair, with contoured supportive back design to improve the user's concentration, by increasing comfort levels over prolonged periods. Chromed cantilever frame to improve comfort with PU pads.



REM-BD73C

Upholstered in quality soft leathers, available in the following colours



Task ergonomic seating



REM-CH07

REM-CH07

£144.00

The REM-CH07 high back task arm chair is available in quality heavy duty fabrics. A smooth contoured back design, its heavy duty action moves the back and seat in harmony with each other, producing the ultimate sitting position.

Free floating permanent contact back, for an 'active seating position'.

- Synchronised seat tilt and back angle
- Tilt tension control to adjust the tilting weight of the chair
- Height adjustable arms with soft PU pads
- Sliding seat for improved seat depth for better support
- Height adjustable back to move lumbar support
- Gas height adjustment
- Beautifully cast aluminium heavy duty base
- Lockable upright seating position



REM-CH07C

£95.00

The REM-CH07C high back meeting arm chair is available in quality heavy duty fabrics. This complements its operator chair, with contoured supportive back design to improve the user's concentration, by increasing comfort levels over prolonged periods. Chromed cantilever frame to improve comfort with soft PU pads.



REM-CH07C

REM FOOTREST

£29.00

Ergonomic footrest. This high quality multi-functional foot rest encourages better posture by adjusting height and angle of feet, allowing greater adjustment with ergonomic seating.



Task ergonomic seating

REM-ER15

£199.00

The REM-ER15 high back task arm chair is available in quality heavy duty fabrics. A balanced contoured back design, its heavy duty synchronised action moves the back and seat in harmony with each other, producing the ultimate sitting position.

Free floating permanent contact back, for an 'active seating position'.

Five point locking, for a supported ergonomic working position.

- Synchronised seat tilt and back angle
- Tilt tension control to adjust the tilting weight of the chair
- Height adjustable arms with soft PU pads
- Sliding seat for improved seat depth for better support
- Height adjustable back to move lumbar support
- Gas height adjustment
- Beautifully cast aluminium heavy duty base
- Lockable upright seating position



REM-ER15



REM-ER93C

REM-ER93C

£169.00

The REM-ER93C complements its operator chair, with contoured supportive back design to improve the user's concentration, by increasing comfort levels over prolonged periods. Chromed cantilever frame to improve comfort with PU pads.



REM-ER93C

Reception seating

REM-RC22

£495.00

REM-RC22 sofas maintain their vision of quality and style. These sofas will give grace to any reception or executive office.

The high quality soft leather together with the heavy duty chrome frame will ensure these sofas stand the test of time

REM-RC22



- Heavy duty steel frame
- Quality chrome finish
- Quality soft leather
- Beautiful craftsman stitch detail



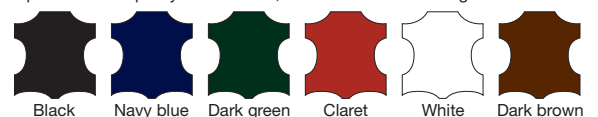
REM-RC21



REM-RC21

£395.00

Upholstered in quality soft leathers, available in the following colours



Contemporary seating

REM-BD25

£149.00

The REM-BD25 is a designer tub chair mixing chrome and quality leathers.

High quality materials and craftsmanship ensure this chair will complement any reception or boardroom. The tight hugging curved back adds to the comfort and enhances concentration levels.



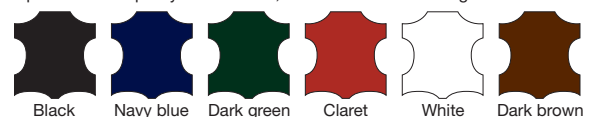
REM-RC11

£199.00

The REM-RC11 is a contemporary easy chair for small receptions or quiet areas, on castors for easy relocation and a reclining back for added comfort.



Upholstered in quality soft leathers, available in the following colours



Executive ergonomic seating



REM-CH71

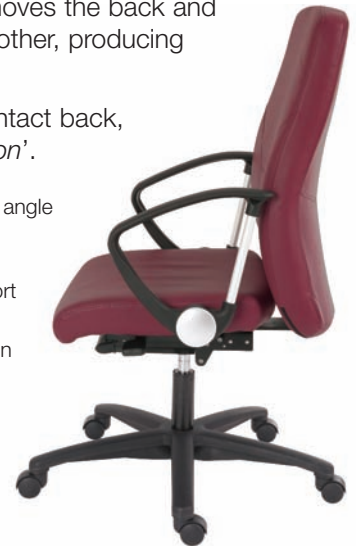
REM-CH71

£149.00

The REM-CH71 high back executive chair is available in quality leathers with a contoured back design, its heavy duty synchronised action moves the back and seat in harmony with each other, producing the ultimate sitting position.

Free floating permanent contact back, for an 'active seating position'.

- Synchronised seat tilt and back angle
- Tilt tension control to adjust the tilting weight of the chair
- Curved back with lumbar support
- Gas height adjustment
- Lockable upright seating position
- Ergonomically design for a supported working position
- Forward tilting seat



REM-CH71C

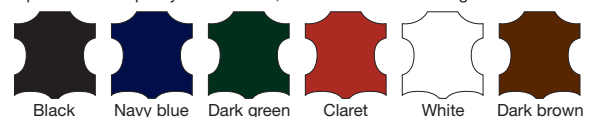
£135.00

The Cashibo CH71C complements the executive chair, with contoured supportive back design to improve user's concentration by increasing comfort levels over prolonged periods. Silver cantilever frame to improve comfort with PU pads.



REM-CH71C

Upholstered in quality soft leathers, available in the following colours



Black Navy blue Dark green Claret White Dark brown

Task ergonomic seating



REM-ER80

REM-ER80

£149.00

The REM-ER80 high back task operators arm chair is available in quality heavy duty fabrics. A balanced contoured back design, its heavy duty synchronised action moves the back and seat in harmony with each other, producing the ultimate sitting position.

Free floating permanent contact back, for an 'active seating position'.

Five point locking, for a supported ergonomic working position.

- Synchronised seat tilt and back angle
- Tilt tension control to adjust the tilting weight of the chair
- Angled arm rests
- Height adjustable back to move lumbar support
- Gas height adjustment
- Lockable upright seating position
- Black nylon base with 50mm hooded castors



REM-CH05

£119.00

The REM-CH05 high back task arm chair is available in quality heavy duty fabrics. A balanced contoured back design, its heavy duty synchronised action moves the back and seat in harmony with each other, producing the ultimate sitting position.

Five point locking, for a supported ergonomic working position.

Free floating permanent contact back, for an 'active seating position'.

- Synchronised seat tilt and back angle
- Tilt tension control to adjust the tilting weight of the chair
- Angled arm rests
- Height adjustable back to move lumbar support
- Gas height adjustment
- Lockable upright seating position
- Black nylon base with 50mm hooded castors



REM-CH05





REM-CH81

Executive ergonomic seating

REM-CH81

£199.00

The REM-CH81 high back executive arm chair is available in quality heavy duty fabrics. A balanced contoured back design, its heavy duty synchronised action moves the back and seat in harmony with each other, producing the ultimate sitting position.

Five point locking, for a supported ergonomic working position.

Free floating permanent contact back, for an 'active seating position'.

- Synchronised seat tilt and back angle
- Tilt tension control to adjust the tilting weight of the chair
- Height adjustable arms with soft PU pads
- Lockable upright seating position
- Gas height adjustment
- Beautifully cast aluminium heavy duty base



REM-EX80

REM-EX80

£210.00

The REM-EX80 high back executive arm chair is available in quality leather. A balanced contoured back design, its heavy duty synchronised action moves the back and seat in harmony with each other, producing the ultimate sitting position.

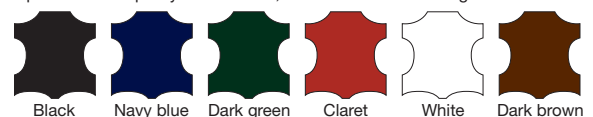
Five point locking, for a supported ergonomic working position.

Free floating permanent contact back, for an 'active seating position'.

- Synchronised seat tilt and back angle
- Tilt tension control to adjust the tilting weight of the chair
- Height adjustable arms with soft PU pads
- Lockable upright seating position
- Gas height adjustment
- Beautifully cast aluminium heavy duty base



Upholstered in quality soft leathers, available in the following colours



Stackable meeting chairs



REM-ST20

REM-ST20

£59.00

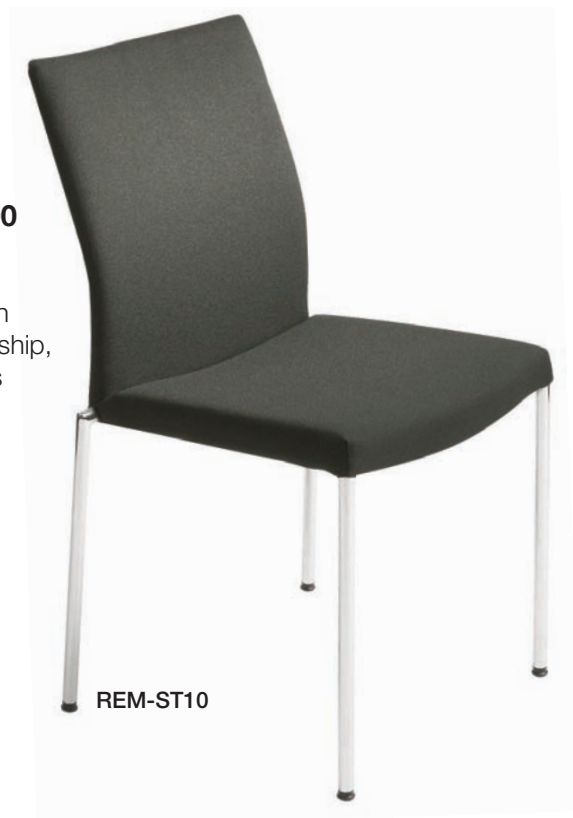
The REM-ST20 is a high quality beech ply cafe chair. Stackable and supplied fully factory assembled.



REM-ST10

£59.00

REM-ST10 is a simple yet comfortable stacking meeting chair. With *Chief Seating's* high quality materials and craftsmanship, and curved seat and back this chair sets itself above the competition.



REM-ST10

All prices exclusive of VAT